



Workplace Hazards

Session 2

Facilitator

Date

Company



Workplace Hazards

Hazard recognition


Field level risk assessment

Identify & control hazards

Invisible hazards



Hazard Recognition



What is a **hazard**?



A **hazard** is an action or situation that could cause injury or death



Can you think of some activities you have done where you could have been **hurt**?

Steps to Recognize a Hazard



See it

What is unsafe?



Think it

What could happen?



Do it




What will reduce danger?

Recognize

Evaluate

Control

Hazard Recognition

See It 	Think it 	Do it 
What work is being done?	What kind of injury?	Remove what danger / risk?
Do you see hazards?	Is there unsafe action?	Reduce what risk?
Who is at risk?	Are the rules followed?	Change what behaviour?
Any non visible hazards?	Is safety training needed?	Change what attitude?
Any unsafe behaviour?	Is equipment needed?	What can management do?
Any unsafe conditions?	Is there pressure to work	What can you do?
Any unsafe objects?	in an unsafe way?	How can you do it?
What are the signals?		Who should you talk to?




Hazard Recognition Activity

Case Details

Job:


Scene:

We see:

See It 	Think it 	Do it 

- <http://www.safeconllc.com/whatswrong.html>
- [http://www.safetyphoto.co.uk/photo2/Safety
Photo 2.htm](http://www.safetyphoto.co.uk/photo2/Safety_Photo_2.htm)

Field Level Risk Assessment



What is **risk** assessment?

What is field level?



A way to avoid or control **losses** on the job site.

(Losses to people, property, materials or environment)



Can you think of some controls that you have seen put in place so that **risks** are kept low?

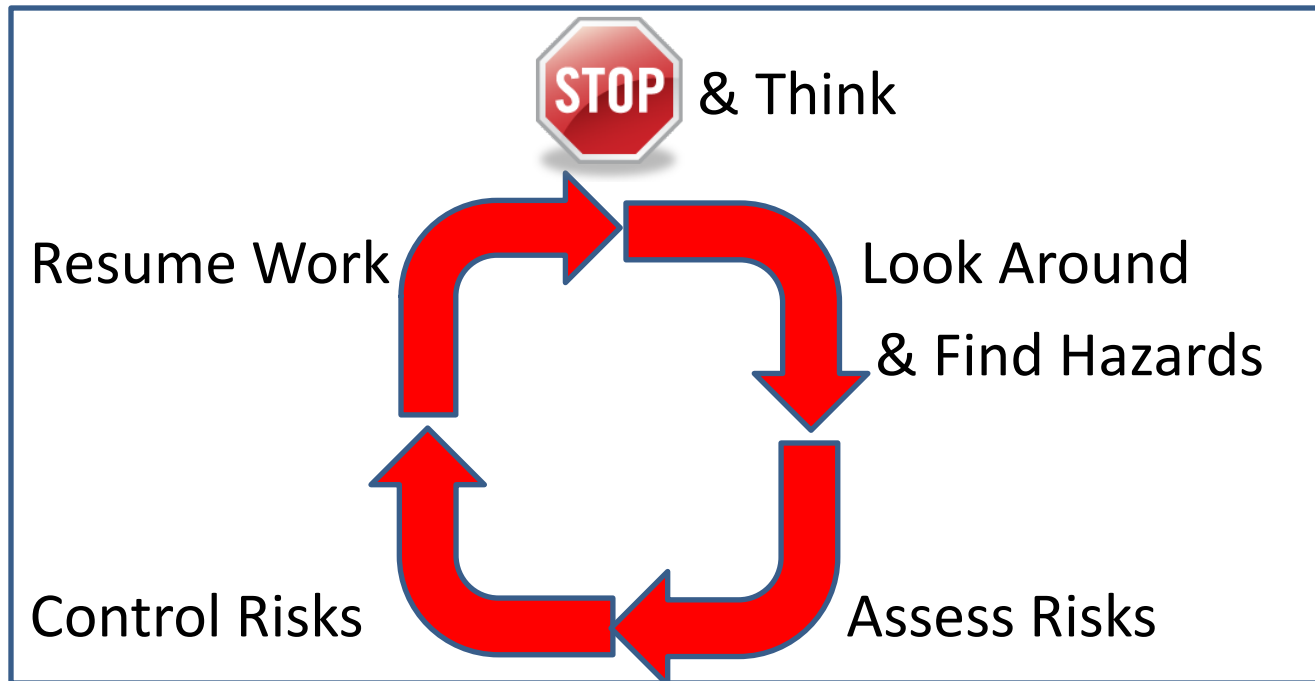
Field Level Risk Assessment

Benefits

For companies	For workers
Improve work methods and productivity	Reduce chance of injuries
Save direct cost	Gain security for their families
Gain a competitive edge	Improve morale
Improve company safety data	Improve work place
Reduce “emotional” costs of accidents and injuries	Contribute to the company
Increase trust and confidence of workers	Improve ability to think critically

HART

Process





& Think



Do I clearly **understand** my task?

- yes
- no



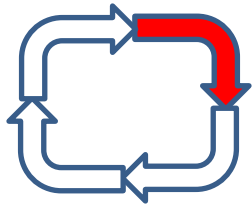
Am I **prepared** to do the task? (physical & mental)

- yes
- no




What could go **wrong**?

- 1.
- 2.



Look around to find Hazards




Is there a risk to others or myself?

- 1. Others
- 2. Myself



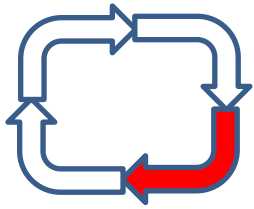
What can change – to create a new risk?

- 1.
- 2.



Can others create risks to me?

- 1. Crew or other workers
- 2. Conditions



Assess Risks



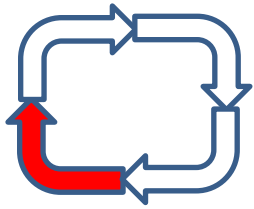
How bad could this be?

- 1.
- 2.




What is the chance this will occur?

- 1.
- 2.



Control Risks



Who should I contact for help?

- If in doubt shout
- Contact your supervisor



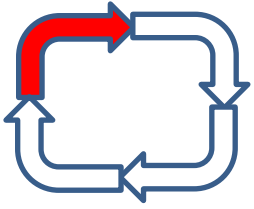
What can I do to control the risk?

- Are permits or written forms needed?
- Are there special actions needed?




Will the control affect others?


- Do I need to tell anyone else?
- Are emergency response plans needed?



Resume work



Ask questions before and while doing a task



- Handout HART sheet and task

Acronyms

- **HART** hazardous analysis review task
- **FLRA** field level review assessment
- **AWHS** (Alberta workplace health and safety)

Vocabulary

Hazard	an action or situation that could cause injury or death
Recognition	finding or seeing
Situation	condition
Recognize	know
Evaluate	think about
Control	limit
Risk	the danger that injury, damage, or loss will occur
Field level	the job site
Resume	start again

Vocabulary

- Hazard an action or situation that could cause injury or death
- Recognition finding or seeing
- Situation condition
- Recognize know
- Evaluate think about
- Control limit
- Risk the danger that injury, damage, or loss will occur
- Field level the job site
- Resume start again

Sayings

- Take the job to heart
- If in doubt shout
 - Contact your supervisor



Test your knowledge on various workplace health and safety topics by playing our fun quizzes.

If you need a little help to answer the questions select a hint. But be careful, you're only allowed 3 hints per quiz.

And don't forget to check out the online resources and get more information on the topic.

SELECT A
QUIZ

CLICK FOR
HELP

QUIZ MENU

HELP

EXIT



Online Interactive Program

- **Fun quizzes**
- http://employment.alberta.ca/whsquiz/wsa_quiz.asp
- Try these interactive, online quizzes and test your knowledge on various workplace health and safety topics.
- Produced By: AB Employment and Immigration, Workplace Health & Safety




Steps in Field Level Hazard Assessment

Step 1: STOP & THINK

Before starting work, look around the work site. Look for any existing or potential hazards.



CONTINUE



Time: 00:48 / 02:41



Online Interactive Program

- **Recognizing Workplace Hazards - See it Again for the First Time**
- http://employment.alberta.ca/whs/learning/HazardID/ahre_interface.swf
- Discusses the 5 steps in field level hazard assessment. Learners can practice applying the steps to various pictures.
- Produced By: AB Employment & Immigration (AEI), Workplace Health & Safety (WHS)

- <http://employment.alberta.ca/3403.html>
- AEI
- **On-line Video Order**



Clear Speech

